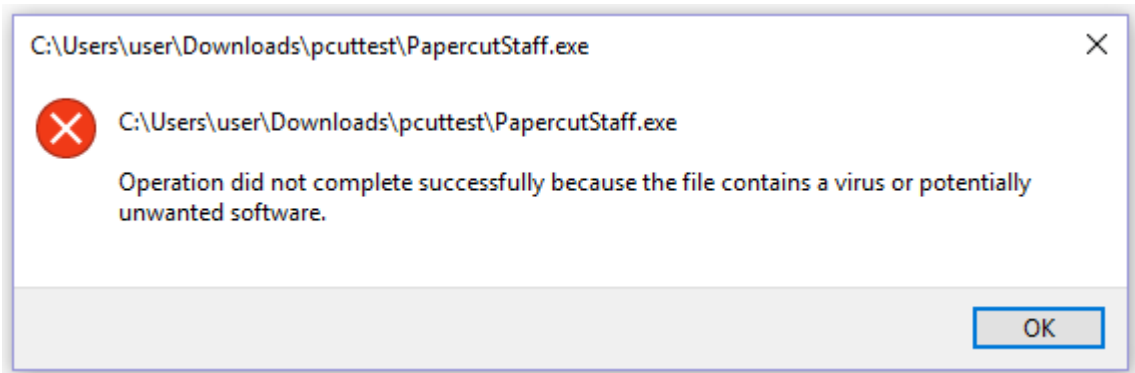


## Possible security warnings when installing Papercut

### 1. Anti-virus warning

If you are running anti-virus or security software additional to the McAfee software provided at UCT, you might receive a warning message indicating Papercut is not secure when running the .exe file.

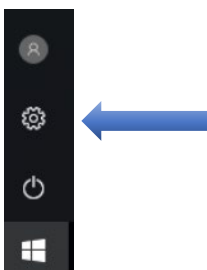


1. If a pop-up appears such as the one indicated above, you will need to disable your anti-virus software while you complete the installation.
2. Remember to enable your anti-virus software once the installation is complete.

### 2. Windows Defender warning

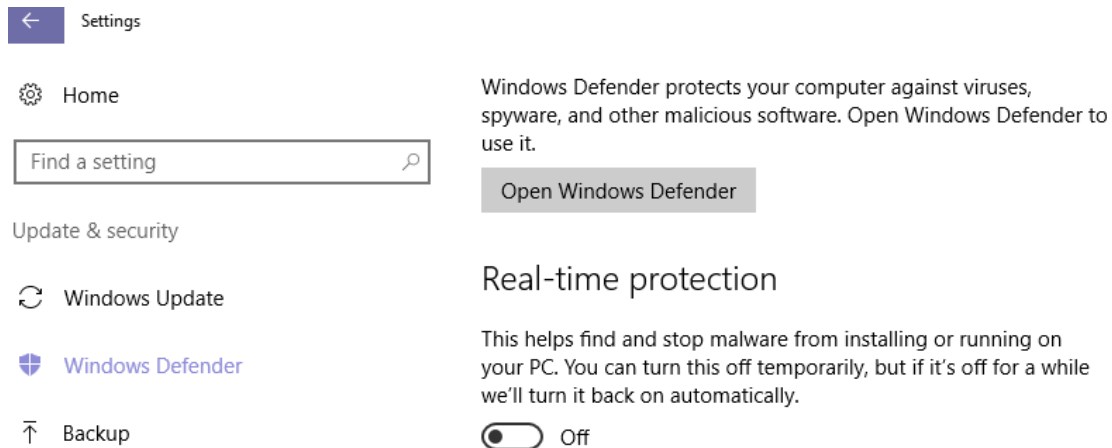
If you have **Windows Defender** or other Windows security software running, you might receive an error indicating the software contains a virus or potentially unwanted software.

1. Go to the **Windows Settings** panel by clicking on **Start Button** and then the gear icon.



2. Select **Update and Security** and then select **Windows Defender**.

3. Disable **Real-time protection** and continue with the installation.



4. Remember to re-enable **Real-time protection** once the installation is complete.