

# 2026



UNIVERSITY OF CAPE TOWN  
IYUNIVESITHI YASEKAPA • UNIVERSITEIT VAN KAAPSTAD

# Welcome! Welkom! Wamkelekile!



## START HERE BEFORE ARRIVING ON CAMPUS

PLEASE COMPLETE THESE 4 STEPS BEFORE ARRIVING AT FYCR



### STEP 1 RESET YOUR PASSWORD

Change your temporary password before it expires.

PLEASE NOTE

THAT YOUR USERNAME WILL BE YOUR UCT STUDENT NUMBER; YOUR PASSWORD WILL NEED TO BE RESET BY YOU THE STUDENT.

Follow these instructions:

1. Go to: <https://password.uct.ac.za>
2. Login using your UCT student number, also known as campus ID (e.g ABCXYZ013), and the temporary password (e.g PWDxxxxxxxxxxx) that was provided on your UCT application acknowledgement email/letter.
3. Once logged in, you will be prompted to set up the Microsoft authenticator app, which you will also require for step 2. Once done, you can change your password and add your contact details. [Follow these instructions to create your password.](#)
4. Carefully read the guidelines displayed on the page and enter your new password, ensuring that you meet the requirements stipulated.

### STEP 2 SET UP MFA FOR SECURE ACCESS TO UCT SYSTEMS

MFA FAQs  
CLICK HERE

Multi-factor authentication (MFA) is an electronic authentication method which requires you to log in using two different devices. In UCT's case, this would mean using your UCT network password on one device, while authenticating via an app on another device.

PLEASE NOTE

For guidance on how to set up MFA you may visit: <https://icts.uct.ac.za/set-up-MFA#MFA-setup>

YOU NEED TWO DEVICES IN ORDER TO COMPLETE THIS STEP (E.G. A COMPUTER AND A PHONE/MOBILE DEVICE).

- 2.1 Visit <https://myaccount.microsoft.com> to set up Multi Factor Authentication (MFA) for your UCT account.

If you set up the Microsoft Authenticator app in Step 1, you don't need to install the app again for MFA. You can just open the app when prompted in the provided instructions.


### STEP 3 INSTALL THE UCT MOBILE APP AND BOOK YOUR SLOT

You will use the UCT Mobile app to book your FYCR timeslot and access campus information. For help installing the UCT Mobile app, [view the pdf here](#), install the mobile app, log in and make your booking.

PLEASE NOTE

YOUR LOGIN DETAILS WILL BE STUDENTNUMBER@MYUCT.AC.ZA AND YOUR PASSWORD WILL BE THE NEW ONE YOU CREATED IN STEP 1.

- 3.1 Download, install and sign into the UCT Mobile app.
- 3.2 Navigate to **Resource Booker** on the App. [Follow these instructions to book your slot.](#)
- 3.3 Book your slot for the First Year Campus Reception.



### STEP 4 COMPLETE THE DECLARATION

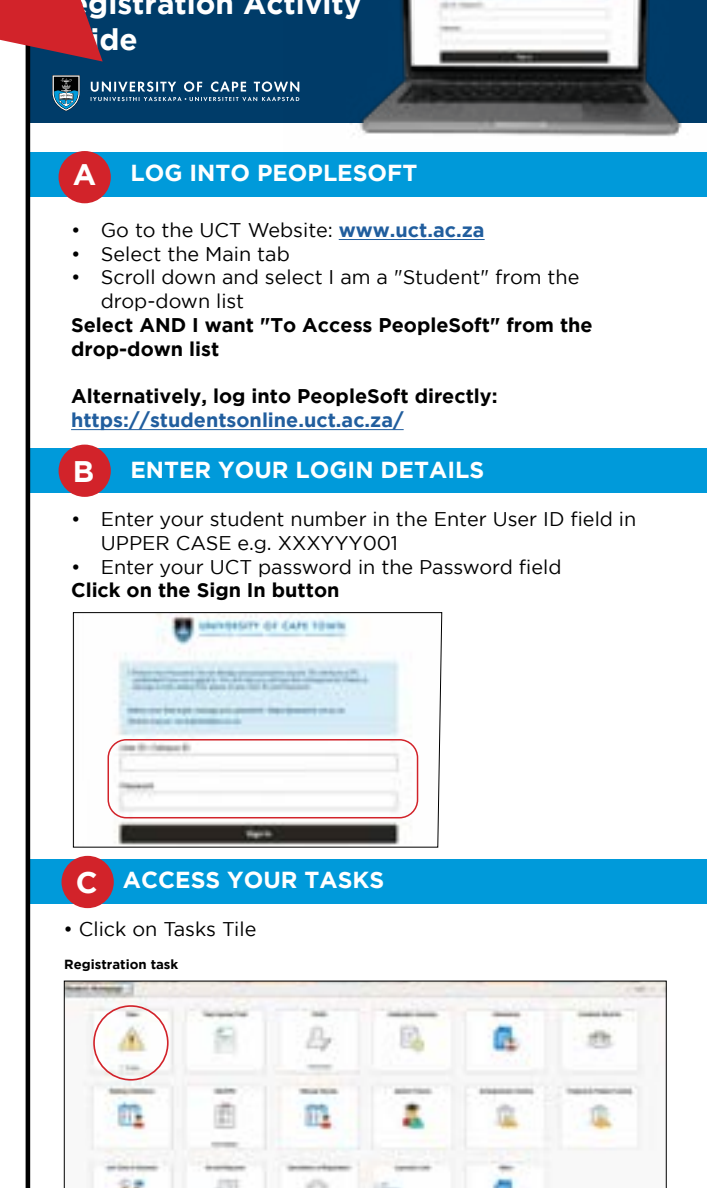
FOLLOW STEPS OUTLINED FOR SIGNING THE DECLARATION.

Step 4 includes accepting the terms and conditions of the Registration Declaration.

[View the pdf here](#)

TIP

You will be able to ask questions about your degree and the courses you need to register for at your **Faculty Orientation Session.**



PLEASE NOTE

MAKE SURE YOU COMPLETE STEPS 1-4 AT HOME, BEFORE COMING TO FYCR IN CAPE TOWN

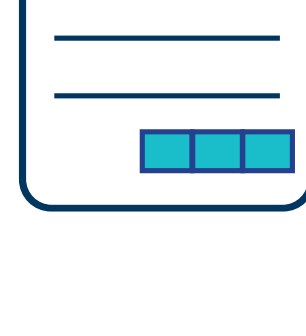
## FIRST YEAR CAMPUS RECEPTION (FYCR)



All first-year students must be in Cape Town for the FYCR. The FYCR is an important pre-registration step for first year students to complete prior to orientation and registration.

During FYCR you will:

- Receive your UCT student card
- Get help accessing UCT's online services
- Collect your laptop (if you joined the UCT Laptop Programme)



**Arrival:** 31 January, 1 or 2 February depending the booking you made on the UCT App

**Time:** 08:00 - 17:00

**Where:** UCT Sports Centre, [Upper Campus PDF Map](#) or Google Maps



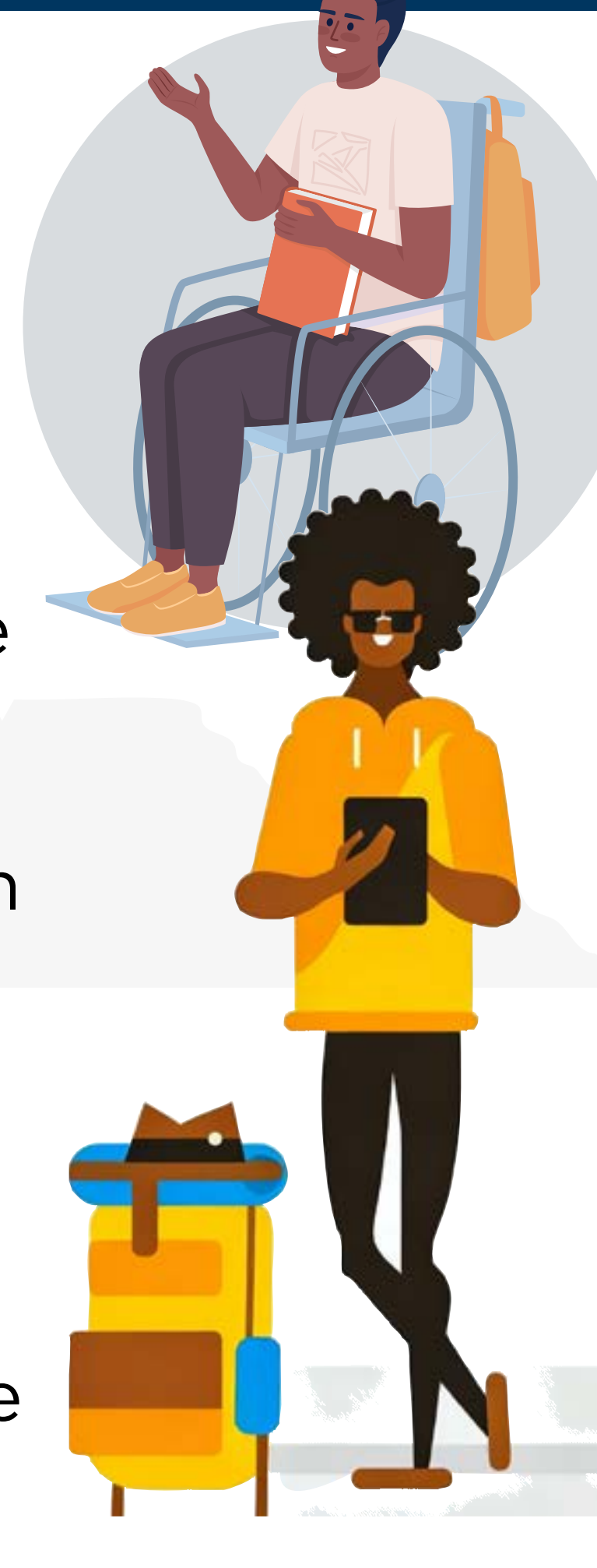
PLEASE NOTE

**Important:** You must book a timeslot for FYCR or you won't be assisted. Book your slot on the FYCR tile on the UCT Mobile App. If you're under 18, bring a signed parental consent form (unless already submitted)

**Don't forget your ID/Passport**

## ADDITIONAL SERVICES

- **Residence Students:** If you have a firm offer from UCT, go to your residence first. Your Declaration will be checked there, and you will be taken to FYCR at the dedicated time.
- **Shuttle to Residence:** After FYCR, a shuttle can take you to your residence. Secure storage for luggage will be available if needed.
- **Support for Students with Disabilities:** Contact the Disability Service at [barrier-free.access@uct.ac.za](mailto:barrier-free.access@uct.ac.za) or **021 650 5090** for assistance during FYCR. Disability support will also be available on-site.



## UCT LAPTOP PROGRAMME

The UCT laptop programme is accessible to all first year undergraduate students who need one. A computer/laptop is necessary for studying at UCT.

If you need a laptop for your studies, UCT offers an option to purchase one, which will be added to your fee account. NSFAS-funded students can use their book allowance to cover costs over two years.

[Allocation of UCT laptops](#)

## ORIENTATION SCHEDULE

Orientation is a series of events and activities designed to help you as a first-year student explore all that awaits you at university. Orientation is face-to-face, supplemented with online information. You will meet people, find out about resources on campus, learn how to find your way around, and have some fun too. You will receive important curriculum and general advice to help you to register as a student. Orientation is our commitment to help you, as a new student, explore opportunities, and connect to your new community. Residence students will also have an orientation programme specific to their residence.

**Orientation starts on 3 February 2026.**

[Faculty Orientation details are available here](#)

PLEASE NOTE

International students will receive additional guidance from our International Office.

## SAFE TRAVELS!

We look forward to welcoming you to UCT soon.

Assoc. Prof.  
Kathy Idensohn  
Interim Registrar



UNIVERSITY OF CAPE TOWN  
IYUNIVESITHI YASEKAPA • UNIVERSITEIT VAN KAAPSTAD